



SHZ



Ton. 0,7 → 2,1

ROTTAME
SCRAPS
MACERIE
RUBBLES
RIFIUTI
WASTE MATERIALS



SHZ

Ω line



Ton. 1,0 → 2,1

ROTTAME
SCRAPS
MACERIE
RUBBLES
RIFIUTI
WASTE MATERIALS



SHFZ

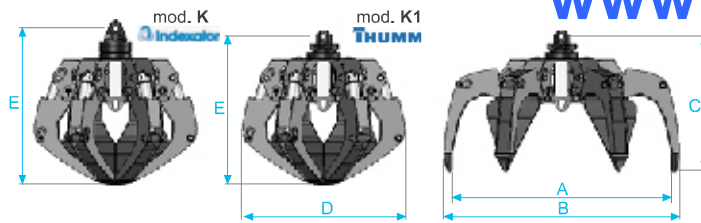
Ω line




Ton. 1,0 → 2,1

ROTTAME
SCRAPS
MACERIE
RUBBLES
RIFIUTI
WASTE MATERIALS






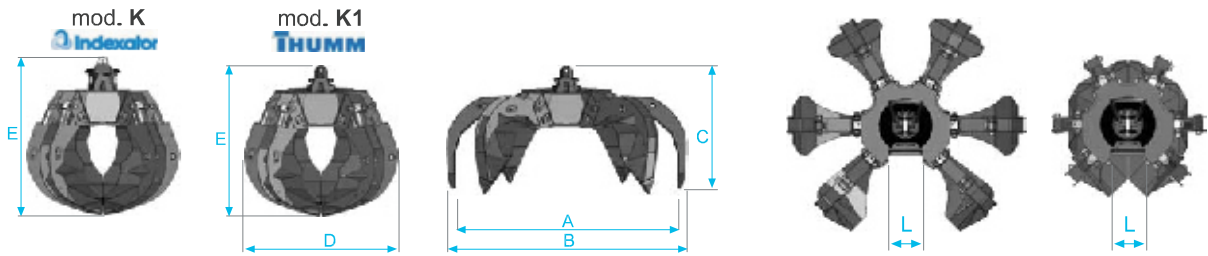
Tipo di attacchi disponibili
Type of link



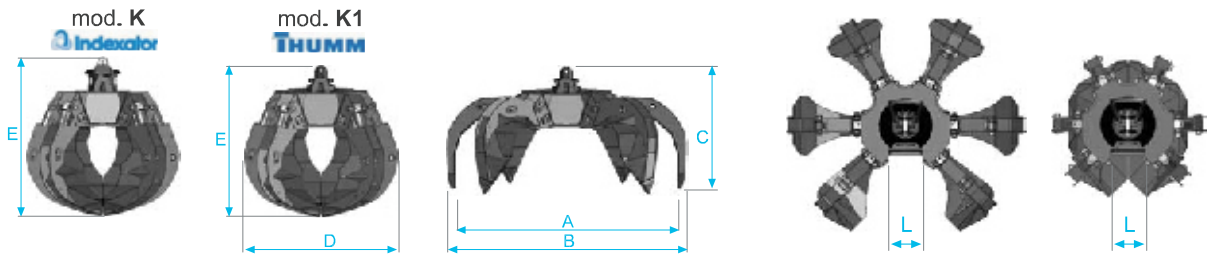
Tipo pale disponibili
Type of teeth



Modello Model	Tipo attacco Type of link	Pale disponibili Teeth available	Capacità Capacity		Portata Load	Pressione Pressure	Pale Teeth	Ton.	Dimensioni Dimensions				
			Lt.	Kg.					A	B	C	D	E
SHZ 255	K (6 Ton.)	0	250	355	2,5	300	5	0,7-1,3	1400	1490	917	980	1007
SHZ 255	K1 (4 Ton.)	0	250	347	2,5	300	5	0,7-1,3	1400	1490	850	980	940
SHZ 256	K (6 Ton.)	0	250	416	2,5	300	6	0,8-1,8	1400	1490	917	980	1007
SHZ 256	K1 (4 Ton.)	0	250	408	2,5	300	6	0,8-1,8	1400	1490	850	980	940






Modello Model	Tipo attacco Type of link	Pale disponibili Teeth available	Capacità Capacity		Portata Load	Pressione Pressure	Pale Teeth	Ton.	Dimensioni Dimensions					
			Lt.	Kg.					A	B	C	D	E	L
SHZ 305	K (6 Ton.)	0	300	415	2,5	300	5	1-2	1650	1760	937	1115	1133	260
SHZ 305	K1 (4 Ton.)	0	300	407	2,5	300	5	1-2	1650	1760	874	1115	1066	260
SHZ 306	K (6 Ton.)	0	300	463	3	300	6	1-2,1	1650	1760	937	1115	1133	260
SHZ 306	K1 (4 Ton.)	0	300	455	3	300	6	1-2,1	1650	1760	874	1115	1066	260



Modello Model	Tipo attacco Type of link	Pale disponibili Teeth available	Capacità Capacity		Portata Load	Pressione Pressure	Pale Teeth	Ton.	Dimensioni Dimensions					
			Lt.	Kg.					A	B	C	D	E	L
SHFZ 306	K (6 Ton.)	0	300	485	3	300	6	1-2.1	1650	1760	940	1115	1115	260
SHFZ 306	K1 (4 Ton.)	0	300	476	3	300	6	1-2.1	1430	1550	900	1115	1070	260

ACCESSORI OPTIONS

	Valvola di blocco Check valve
	Controllo attivo della presa Active Control Grip
	Staffa basculante per gru da autocarri Suspension for truck's crane